

BREEZWAY SELECTION GUIDE

Altair® Louvre Windows



breezway®

Altair® Louvre Product Range

Featured Products

Galleries/Strip Hardware only including Weatherstrip*		Slimline™ Window System heights		Easyscreen™ Window System heights (Screens fitted to outside of frame)	
---	--	---------------------------------	--	--	--

All dimensions are in millimeters (mm)

No. of Blades	Height 152mm	Height 102mm	Height 152mm	Height 102mm	Height 152mm	Height 102mm
2	330	-	345	-	371	-
3	470	320	485	335	511	361
4	610	410	625	425	651	451
5	750	500	765	515	791	541
6	890	590	905	605	931	631
7	1030	680	1045	695	1071	721
8	1170	770	1185	785	1211	811
9	1310	860	1325	875	1351	901
10	1450	950	1465	965	1491	991
11	1590	1040	1605	1055	1631	1081
12	1730	1130	1745	1145	1771	1171
13	1870	1220	1885	1235	1911	1261
14	2010	1310	2025	1325	2051	1351
15	2150	1400	2165	1415	2191	1441
16	2290	1490	2305	1505	2331	1531
17	2430	1580	2445	1595	2471	1621
18	2570	1670	2585	1685	2611	1711
19	2710	1760	2725	1775	2751	1801
20	2850	1850	2865	1865	2891	1891
21	2990	1940	3005	1955	3031	1981
22	-	2030	-	2045	-	2071
23	-	2120	-	2135	-	2161
24	-	2210	-	2225	-	2251
25	-	2300	-	2315	-	2341
26	-	2390	-	2405	-	2431
27	-	2480	-	2495	-	2521
28	-	2570	-	2585	-	2611
29	-	2660	-	2675	-	2701
30	-	2750	-	2765	-	2791
31	-	2840	-	2855	-	2881
32	-	2930	-	2945	-	2971
33	-	3020	-	3035	-	3061

* For gallery height only, subtract 10mm from these standard heights.

For Powerlouvre™ Standard heights.

Altair Louvre Windows are an environmentally sustainable alternative to fixed lite panels for maximising the flow of natural light and fresh breezes into a building.

Energy rated, Altair Louvres can improve indoor airflow and significantly reduce the need for artificial cooling and lighting systems.

By placing Altair Louvres on internal walls, fresh air can further ventilate throughout the interior of the building, whilst providing a connection to the outside environment to enhance the occupant's daily experience with the space.

*For Powerlouvre please note:

- Powerlouvre Windows that are 2-9 blades tall contain one motor per bay and are wired such that the entire window opens and closes simultaneously.
- Powerlouvre Windows that are 10-18 blades tall contain 2 motors per bay, one motor drives the blades in the top half of the bay and the other motor drives the blades in the bottom half of the bay.
- Powerlouvre Windows with 10-18 blades are wired such that the top halves of all the bays open and close simultaneously and the bottom halves of all the bays open and close simultaneously.
- Labelled wires emerge 1 metre from the top right hand side of the Easyscreen frame.



Altair® Louvre Galleries for Other Frames



Altair® Louvres in a Slimline™ Window System



Altair® Louvres in an Easyscreen™ Window System



Altair® Powerlouvre™ Window System



Altair® Louvres in the Stronghold™ System

Altair® Component System

Application Galleries can be screwed or snapped into most aluminium, timber or uPVC windows frames.

Frame Depth Varies

Frame Height Up to 3035mm

Frame Construction Aluminium, Timber, UPVC

Visible Fixings Yes

Louvre Bays No

Fixed Lite Bays No

Screening No Screen

- Control Options**
- Standard Handle
 - Low Profile Handle
 - Ring Handle

Security Options None

Performance Warranty Up to 254 km/h Ultimate Wind Speed ¹
Up to 200 Pa Water Pass ¹

Slimline™ System

Suitable for narrow frame applications.

Frame Depth 52mm

Frame Height Up to 3035mm

Frame Construction Aluminium

Visible Fixings None

Louvre Bays Yes

Fixed Lite Bays No

Screening No Integrated Screening

- Control Options**
- Standard Handle
 - Low Profile Handle
 - Ring Handle

Security Options None

Performance Warranty Up to 254 km/h Ultimate Wind Speed ¹
Up to 200 Pa Water Pass ¹

Easyscreen™ System

Suitable for all building types. Supplied fully assembled.

Frame Depth 131mm

Frame Height Up to 3061mm

Frame Construction Aluminium

Visible Fixings None

Louvre Bays Yes

Fixed Lite Bays Yes

Screening Outside

- Control Options**
- Standard Handle
 - Low Profile Handle
 - Ring Handle

Security Options • Integrated Solid Bars
• Screens

Performance Warranty Up to 254 km/h Ultimate Wind Speed ²
Up to 300 Pa Water Pass ²

Powerlouvre™ Window*

Automated control available in the Easyscreen Window System.

Frame Depth 131mm

Frame Height Up to 2611mm

Frame Construction Aluminium

Visible Fixings None

Louvre Bays Yes

Fixed Lite Bays Yes

Screening Outside

Control Options Bluetooth® Enabled Apptivate™ Control Unit

Security Options • Integrated Solid Bars
• Screens

Performance Warranty Up to 254 km/h Ultimate Wind Speed ²
Up to 300 Pa Water Pass ²

Stronghold™ System

Maximise ventilation in multi-level residential or commercial buildings.

Frame Depth 131mm and 52mm

Frame Height Up to 3061mm

Frame Construction Aluminium

Visible Fixings None

Louvre Bays Yes

Fixed Lite Bays n/a

Screening Outside

- Control Options**
- Standard Handle
 - Low Profile & Ring Handle
 - Powerlouvre

Security Options • Integrated Solid Bars
• Screens

Performance Warranty Up to 254 km/h Ultimate Wind Speed ²
Up to 300 Pa Water Pass ²

1. Breezway Weatherstrip must be used 2. Only when purchased fully assembled

Breezway Selection Guide


1 FRAME



Aluminium



Timber

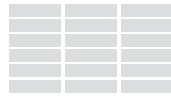


Mesh Screens

2 DESIGN



Single Window



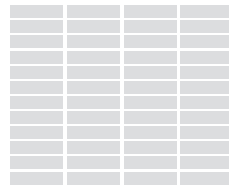
Multiple Windows



Narrow Window



Above Doors




Wall of Windows



Fixed Lite Windows

3 BLADE TYPE



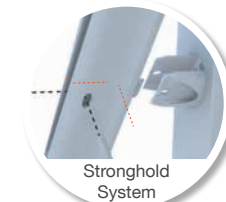
Glass



Aluminium




Aluminium Blades with Timber Finish




Added Strength & Safety

4 CONTROL



Standard Handle



Low Profile Handle



Ring Handle



Powerlouvre™



Powerlouvre™ App

5 COLOUR




Breezway offers an extensive range of colours for Altair Louvre Windows, many of which can be colour matched to your handles and clips.

6 BARRIERS



Security Bars



Insect or Security Screens



Breezway Distributor

KuulBreeze Ghana
6 Kojo Ashong Avenue
Dzorwulu, Accra
Ghana
Telephone: +233 244 695052
Email: talktokuulbreeze@kuulbreeze.com
Website: www.kuulbreeze.com

Our regional websites available at:

www.breezway.com.sg
www.breezway.com.ph
www.breezway.co.th
www.breezway.co.id
www.breezway.com.vn
www.breezway.com.gh

Malaysia

Breezway (Malaysia) Sdn Bhd
No.39, Jalan Wawasan 3/KU 7
Kawasan Perindustrian Sungai Kapar Indah
42200 Klang, Selangor Darul Eshan.
Reg# 601783- T
Telephone: +60 3 3291 4885
Email: malaysiasales@breezway.com
Website: www.breezway.com.my

Australia

Breezway Head Office
35 Cambridge Street
Coorparoo QLD 4151
ABN 24 081 897 823
Telephone: +61 7 3847 0500
Email: designassist@breezway.com.au
Website: www.breezway.com.au

Hawaii

99-1451 Koaha Place, Suite 1
AIEA, Hawaii 96701
Telephone: +1 808 484 5999
Email: hawaiiisales@breezway.com
Website: www.breezway.com



Copyright and trademarks (Breezway®, Altair®, Powerlouvre™, Easyscreen™, Slimline™, Apptivate®, Stronghold™) are owned by the Breezway Group of Companies July 2024. Apple and the Apple logo are trademarks of Apple Inc., registered in the U.S. and other countries.

